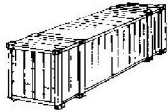
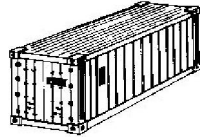


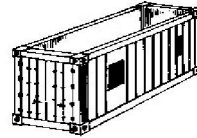
OCEAN CONTAINERS



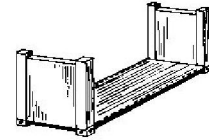
45' High Cube Dry



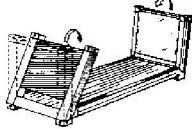
40' Dry Freight




40' Open Top



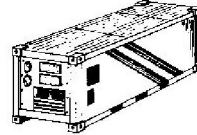
40' Flat Rack



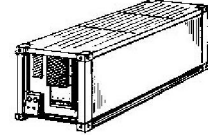
40' Collapsible Flat Rack



40' Platform



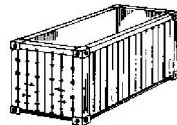
40' Reefer



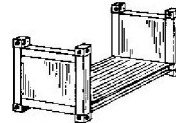
40' High Cube Reefer




20' Dry Freight



20' Open Top



20' Flat Rack



20' Tank

CONTAINER INFORMATION

40 FT. STANDARD CONTAINER

Dimensions:	Length	Width	Height
Overall	40' = 12192 mm	8' = 2438 mm	8' 6" = 2591 mm
Internal	39' 5.25" = 12022 mm	7' 5.625" = 2352 mm	7' 10.25" = 2395 mm
Door Opening		7' 8.25" = 2343 mm	7' 5.75" = 2280 mm

Weights:	
Max. Gross	67200 lbs = 30480 kg
Tare	8600 lbs = 3900 kg
Max. Payload	58600 lbs = 26580 kg
Cube:	2392 cu. ft. = 67.7 m ³



DACOMA CAR
EXPEDITII
we keep you moving

www.dacomacar.ro

40 Ft. "High Cube"

Dimensions:	Length	Width	Height
Overall	40' = 12192 mm	8' = 2438 mm	9' 6" = 2895 mm
Internal	39' 3.25" = 12022 mm	7' 8.5" = 2352 mm	8' 10.25" = 2700 mm
Door Opening		7' 5.75" = 2340 mm	8' 5.75" = 2585 mm

Weights:	
Max. Gross	67200 lbs = 30480 kg
Tare	9150 lbs = 4150 kg
Max. Payload	58050 lbs = 26330 kg
Cube:	2697 cu. ft. = 76.4 m ³

20 Ft. Standard Container

Dimensions:	Length	Width	Height
Overall	20' = 6096 mm	7' 9.25" = 2370 mm	8'6" = 2591 mm
Internal	19' 5.75" = 5935 mm	7' 8" = 2335 mm	7' 9.75" = 2383 mm
Door Opening		7' 8" = 2335 mm	7' 6.25" = 2292 mm

Weights:	
Max. Gross	52910 lbs = 24000 kg
Tare	4585 lbs = 8080 kg
Max. Payload	48325 lbs = 21920 kg
Cube:	1197.25 cu. ft. = 33.9 m ³



www.dacomacar.ro